

Welcome to City & Guilds of London Art School

Overview

This handbook will be your first point of reference throughout your studies at the Art School for information on your course, the Art School, learning and teaching, student support & services, academic regulations and policies. Copies of the handbooks are kept in the Art School office, your departmental office and the Library, and are always available online via the Art School's Moodle site.

Some of the documents which you will be given whilst studying at the Art School are important and you should keep them, particularly as future employers may wish to see evidence of your achievements. Make sure that you keep:

- the programme specification
- individual unit specifications
- your award certificate – this is evidence of the qualification which you have obtained
- your final transcript – this is a record of your achievement which lists your grades for the assessments

In addition, you are advised to familiarise yourself with the contents of this Handbook and the associated regulations which are mentioned in it.

If you have any questions regarding the information herein, please contact:

the **Head of Department**, **Thomas Groves**
t.groves@cityandguildsartschool.ac.uk

The **Principal**, **Lois Rowe**, l.rowe@cityandguildsartschool.ac.uk

Validation

Your course is validated by Ravensbourne University London. The relationship between the University and the collaborative partner is described as a validation. The term validation is used to describe courses which lead to an award of the University but which have been developed by a partner organisation for delivery by the staff of that organisation. As the awarding body the University retains ultimate responsibility for the quality and standards of the awards. Students on validated courses are not enrolled as Ravensbourne students.

Course information

The Course

Building on the very successful Art Histories teaching programmes for postgraduate Fine Art, Historic Carving and Conservation, the City & Guilds of London Art School's MA Art & Material Histories will investigate Art Histories through the lens of materials and is unique in the UK with its focus on the links between material, critical and historical enquiry.

Through lectures, seminars, technical workshops, site visits, tutorials and symposia, you will engage with leading experts. They will enable you to shape a research area related to Classical, Modern, Contemporary, International and Emerging Perspectives, exploring art history's intimate relationship with tools, materials and processes. As well as textual sources and case studies, your research can also be supported by practical hands-on enquiry. You will be encouraged to use this as a basis to question accepted notions of beauty, value and significance as well as the processes behind the making of meaning and the production of affect.

Material Matters, the Art School's research platform that interrogates a different material on a biannual basis, will influence and shape the themes of the course. Innovative and exciting ways of researching, writing and presenting research findings will be introduced and explored through your engagement in symposia and exhibitions.

The course employs the wealth of world- renowned galleries and museums on our doorstep as an essential resource, where you will be guided through the evaluation of emerging, contemporary and historical artworks from a range of critical and material perspectives. Meanwhile, participation in research visits further afield, such as the annual Venice trip, enable you to interrogate layers of cultural and material histories first hand.

Taught by a cross disciplinary team including specialists in the history of fine art, decoration and architecture as well as materials scientists, curators and arts practitioners, this course offers a dynamic approach to exploring the material turn within contemporary art historical thinking.

This MA Art & Material Histories course aims to:

- champion and promote the study of Art Histories centred on the combined knowledge of academic and heuristic study;
- provide a balanced and holistic curriculum that meaningfully integrates historical, critical, cultural, ethical, professional and technical contexts;

- prepare students for the challenges, complexities and demands of professional practice and further study and the changing nature of employment in the arts;
- support students to develop their independence and self-confidence through experiential learning involving academic study, workshop activity, group work, live projects and off-site visits;
- enable students to develop an academic practice underpinned by material exploration, experimentation, analysis and synthesis;
- foster a dynamic and creative learning environment that supports students from all backgrounds to be pro-active participants in their own learning, preparing them for their professional futures and/or further study.

Your course is based on a unitised scheme. It is delivered over one year full-time or two years part time. The course comprises of 180 credits. Credits are awarded on successful completion of a unit of study. There is an expectation that each credit notionally requires 10 hours of learning. You will need to complete 180 credits (ie, 1,800 hours of learning) to be awarded the MA award.

While the course is designed to be completed as an MA, should you need to leave at an earlier stage there are 'exit awards' as described below:

- With the successful completion of the first unit (at the end of the first year) a Part-time student could choose to leave the course. The 60 M Level credits would entitle the departing student to a [Postgraduate Certificate Art & Material Histories](#).
- With the successful completion of the second unit (at the end of the second semester for Full-time students and at the end of the second semester of the second year for Part-time students) a student could choose to leave the course with 120 M Level credits and be entitled to an award of [Postgraduate Diploma Art & Material Histories](#).

The third semester for full time, or third semester of the second year for part time students, comprises of a single 60 credit unit and successful completion will result in [MA Art & Material Histories](#).

Course Diagram

The following diagrams illustrate how the units are delivered across the semesters and in relation to each other.

MAMH 1: Materiality and Meaning

	1 Overview	MAMH1
Credits	60 credits (30 ECTs)	
Overview	<p>The Materiality and Meaning unit runs alongside and complements the MAMH2 Material Matters unit for full time students or in the first year of your studies for part time students. It considers Art Histories from the perspective of the materials selected and used by artists. The unit sets out to enable you to map out ideas and theoretical positions about Art & Material Histories and recognise the different methodologies underpinning them, to better identify, contextualise and position your own research territory and approach.</p> <p>The Unit is taught through lectures, seminars, group and individual tutorials, reading groups and study visits and will consider the use of materials in a range of historical and contemporary artworks. With a focus on critical thinking about the ‘material turn’ and how material choices and analyses can relate to philosophical, theoretical, technological, social and political contexts, the unit will interrogate key ideas and themes through case studies of artworks and museum collections.</p> <p>Returning to fundamental questions about the nature of matter, form and the physical world, the unit will trace the impact that the foundations of material thinking had on classical science, 18th Century empiricism, the materialist thinkers of the 19th Century and phenomenological methods of the 20th century. It will interrogate the complex relationships artists have with the materials they use, and how technological developments in materials science, curatorial decisions and wider political, sociological and economic climates may contribute to our understanding of materiality, the production of affect, meaning and value.</p> <p>The unit will introduce you to the Personal Development Archive that you will use to support and record your learning process throughout the course. This will become a valuable reflective tool and important resource.</p>	
Learning Outcomes	<p>In order to successfully complete this unit your work should demonstrate:</p> <ol style="list-style-type: none">1. <i>knowledge & understanding of a range of theoretical, aesthetic, socio-political & critical contexts & debates relating to the use of materials within historic & contemporary art;</i>	

-
2. *analysis, evaluation, critical reflection employed to inform research;*
 3. *effective communication of complex findings and arguments related to the units themes;*
 4. *a range of research skills employed to effectively support investigations.*
-

Learning Hours

600 notional learning hours are divided as follows:

Scheduled	40%
Guided independent	60%

See Learning & Teaching Schedule for further information.

Library & Learning Resources

The course's Bibliographic Handbook is an important reference tool and available on Moodle along with a range of links to useful web resources:

- Behar, K. (ed.) (2016) *Object-oriented feminism*. Minneapolis: University of Minnesota Press.
- Bennett, J. (2010) *Vibrant matter: A political ecology of things*. Durham: Duke University Press.
- Coole, D. H. & Frost, S. (2010) *New materialisms: Ontology, agency, and politics*. Durham: Duke University Press.
- Kraus, R. E. and Bois, Y. (1997) *Formless: A user's guide*. New York: Zone Books.
- Kristeva, J. (1982) *Powers of horror: an essay on abjection*. New York: Columbia University Press.
- Langt-Berndt, P. (ed.) (2015) *Materiality*. Documents of contemporary art series. London: Whitechapel Gallery.
- Merewether, C. (ed.) (2008) *The archive*. Documents of contemporary art series. London: Whitechapel Gallery.
- Miller, D. (2005) *Materiality*. Durham: Duke University Press.
- Miodownik, M. (2014) *Stuff matters: the strange stories of the marvellous materials that shape our man-made world*. London: Penguin Books.
- Royle, N. (ed.) (2003) *The uncanny*. Manchester: Manchester University Press.
- Simon, J. (2011) *Neomaterialism*. Berlin: Sternberg Press.
- Tilley, C. et al. (eds.) (2006) *Handbook of material culture*. London: Sage.
-

Learning & Teaching The unit will be delivered with a range of learning and teaching methods including: lectures, seminars, study visits, reading group discussion and essay tutorials.

Indicative Content

- Induction and preparation for postgraduate study including research skills workshops and research methodologies
- Exploration of key ideas related to the status of materials in art histories and contemporary practice including: the handmade, new materialisms, object-orientated ontologies, abjection, the post-human, ecologies, alchemy and secret knowledge (techniques, formulas and artistic transformation); Truth to Materials; contesting dematerialization, the materiality of the digital, the Thing and the Tool, Auto-destructive Art and the Art Strike etc.
- Key artworks from a range of historical, contemporary and global contexts examined as case studies in relation to materials
- Examples of how materials science, tool manufacture, and the economic vicissitudes of nation states and patronage have influenced the production of artworks.
- The impact of materials on how artworks have been collected, archived, curated and displayed (and vice versa)

Method of assessment Assessment is based on work produced during the unit including developmental and contextual research material in the form of your Personal Development Archive, a presentation and a written submission.

Submission Requirements You should submit work produced during the unit to include:

- Written submission of 4,000-5,000 words;
- Illustrated presentation of 10 minutes;
- Personal Development Archive.

Alternative forms of assessment These are the standard requirements for the assessment of this unit. Alternative forms of assessment will be detailed in the unit or project brief for those students who possess a needs assessment for specific learning difficulties, such as dyslexia and dyspraxia. For students with other specific learning difficulties, such as AD(H)D, or students with a disability, alternative forms of assessment will be designed in relation to your individual needs assessment.

Date & time The week, date and time of your assessment will be notified in unit briefings and detailed on Moodle.

Academic good practice Submissions that are considered to be the result of collusion or plagiarism or other forms of academic misconduct will be dealt with under the Art School's 'Upholding of Academic Integrity' Policy, and penalties may involve the loss of academic credits. Except where the assessment of an assignment is group based, the final piece of work that is submitted must be your own work. You must ensure that you acknowledge all sources you have used. You will find very useful guidance on good academic practice and avoiding plagiarism on the Course Moodle site, while there are also hard copy leaflets on Correct Referencing available in the library.

Marking Criteria Your grade for the unit will be determined by your achievement of each learning outcome when judged against the following Marking Criteria:

PASS	Distinction	85-100%	There is consistent and strong evidence with outstanding examples that demonstrate...
		70-84%	There is substantial and strong evidence with excellent examples that demonstrate...
	Merit	60-69%	There is consistent evidence with some very good examples that demonstrate...
	Pass	50-59%	There is adequate evidence with some good examples that demonstrate...
FAIL		40-49%	There is inadequate evidence, with some examples of potential to demonstrate...
		1-39%	There is inadequate evidence to demonstrate...
		0%	No work submitted to demonstrate...

Feedback Written and verbal feedback will be provided within 20 term-time days of the summative assessment.

Material Matters

	1 Overview	MAMH2
Credits	60 credits (30 ECTs)	
Overview	<p>Running alongside the unit Materiality & Meaning for full time students or in the first two semesters of the second year for part time students, the Material Matters unit sets out to provide an opportunity to focus in depth on one or two specific art-based materials. In this way you will directly test some of the ideas, approaches and themes explored in the intensive lecture programme of Materiality & Meaning.</p> <p>As the unit progresses you will develop a research proposal and working strategies to include some primary research activities such as working directly to test material properties, interviewing artists and craft specialists, directly analysing material artefacts alongside other research approaches.</p> <p>The Art School's Material Matters research platform will provide opportunities for you to engage in discussion and debate with visiting specialists, your peers on other Art School courses, as well as members of the public visiting events. You will be encouraged to take a pro-active role, working collaboratively with your peers to develop material and events from your own research to add to the programme. This could take the form of, for example; the editing and publication of interviews with UK and internationally based materials specialists from a range of disciplines; the opportunity to participate in the curation of the Art School's Materials Foyer and explanatory texts; and/or the organisation of symposia etc.</p> <p>A presentation and curation workshop in the second half of the unit is an opportunity to explore methods for presenting your findings and enables you to consider the most appropriate and meaningful way of realising your project.</p>	
Learning Outcomes	<p>In order to successfully complete this unit your work should demonstrate:</p> <ol style="list-style-type: none">1. <i>Knowledge and understanding of a specific area of research informed by theoretical, aesthetic, socio-political and critical contexts;</i>2. <i>analysis, evaluation, critical reflection, interpretation and contextualisation employed to inform self-directed research;</i>3. <i>synthesis of material and contextual research supporting self-direction;</i>	

4. *effective communication of complex findings and arguments related to self-directed research;*
5. *a range of research skills employed to effectively support self-directed investigations;*
6. *sustained and effective project management and evaluation of a self-directed research programme.*

Learning Hours	600 notional learning hours are divided as follows:				
	<table border="1"> <tr> <td>Scheduled</td> <td>40%</td> </tr> <tr> <td>Guided independent</td> <td>60%</td> </tr> </table>	Scheduled	40%	Guided independent	60%
Scheduled	40%				
Guided independent	60%				
	See Learning & Teaching Schedule for further information.				
Library & Learning Resources	<p>You will work with your tutor to devise a reading and viewing list relevant to your area of research.</p> <p>The course's Bibliographic Handbook is an important reference tool and available on Moodle along with a range of links to useful web resources.</p>				

2 Learning & teaching

MAMH2

Learning & Teaching Methods The unit will be delivered with a range of learning and teaching methods including: seminars, study visits, student led presentations, group discussions and one-to-one tutorials.

- Indicative Content**
- Research methodologies and approaches to developing a personal development archive
 - Self-directed primary research
 - Self-directed secondary research
 - Optional technical inductions in materials and processes
 - Presentation and curation workshop

3 Assessment

MAMH2

Method of assessment Assessment is based on work produced during the unit including developmental and contextual research material in the form of your Personal Development Archive, a presentation and a written submission.

- Submission Requirements** You should submit work based on the unit comprising:
- Presentation of Research findings in a form appropriate to your proposal (equivalent to 4,000 word essay)
 - Personal Development Archive material related to the unit.

Alternative forms of assessment These are the standard requirements for the assessment of this unit. Alternative forms of assessment will be detailed in the unit or project brief for those students who possess a needs assessment

for specific learning difficulties, such as dyslexia and dyspraxia. For students with other specific learning difficulties, such as AD(H)D, or students with a disability, alternative forms of assessment will be designed in relation to your individual needs assessment.

Date & time	The week, date and time of your assessment will be notified in unit briefings and detailed on Moodle.		
Academic good practice	Submissions that are considered to be the result of collusion or plagiarism or other forms of academic misconduct will be dealt with under the Art School's 'Upholding of Academic Integrity' Policy, and penalties may involve the loss of academic credits. Except where the assessment of an assignment is group based, the final piece of work that is submitted must be your own work. You must ensure that you acknowledge all sources you have used. You will find very useful guidance on good academic practice and avoiding plagiarism on the Course Moodle site, while there are also hard copy leaflets on Referencing available in the library.		
Marking Criteria	Your grade for the unit will be determined by your achievement of each learning outcome when judged against the following Marking Criteria:		
PASS	Distinction	85-100%	There is consistent and strong evidence with outstanding examples that demonstrate...
		70-84%	There is substantial and strong evidence with excellent examples that demonstrate...
	Merit	60-69%	There is consistent evidence with some very good examples that demonstrate...
		Pass	50-59%
FAIL		40-49%	There is inadequate evidence, with some examples of potential to demonstrate...
		1-39%	There is inadequate evidence to demonstrate...
		0%	No work submitted to demonstrate...
Feedback	Written and verbal feedback will be provided within 20 term-time days of the summative assessment.		

Project Realisation

	1 Overview	MAMH3
--	------------	-------

Credits 60 credits (30 ECTs)

Overview

The [Project Realisation](#) unit MAMH3 runs throughout the final semester of the course (for both full-time and part-time students) and provides you with the opportunity to engage in an extended, comprehensive and critically reflective project based on an independently chosen theme related to materiality in the context of art histories and contemporary practices. Building on your learning and experience in MAMH1 and MAMH2 units, your research will continue to build on primary and secondary sources.

At this stage of the course you may choose to tackle some aspect of your previous research in the Material Matters unit at greater depth or to pursue a different line of enquiry inspired by your earlier findings.

Your research project proposal should be sufficiently ambitious, rigorous and compelling to sustain a depth of study and reflection spanning the whole of the semester and culminating in a dissertation (or equivalent) and presentation of your primary research findings in an appropriate form.

You will be expected to present your research in a considered realised form as part of the Art School's annual MA show. This should be in a format that best suits your individual research and ambitions and you will be encouraged to work collaboratively with your peers to devise and install the work of the group. This exercise will provide a valuable opportunity to extend your skills and experience and will help to prepare you for future professional work in your chosen area.

Learning Outcomes

In order to successfully complete this unit your work should demonstrate:

1. *in-depth systematic knowledge and understanding of a range of theoretical, aesthetic, socio-political and critical contexts and debates relating to the use of specific materials within historic and contemporary art;*
2. *sustained analysis, evaluation, critical reflection, interpretation and contextualisation employed to inform research and the presentation of findings;*
3. *synthesis of material and contextual research and problem solving supporting self-direction and originality;*

-
4. *effective and comprehensive communication of complex findings and arguments related to your original and self-directed research programme;*
 5. *sustained and effective project management and evaluation of a complex self-directed research programme;*
 6. *a range of fully realised research skills employed to effectively support in-depth self-directed investigations.*
-

Learning Hours

600 notional learning hours are divided as follows:

Scheduled	15%
Guided independent	85%

See Learning & Teaching Schedule for further information.

Library & Learning Resources

You will work with your tutor to devise a reading and viewing list relevant to your area of research.

The course's Bibliographic Handbook is an important reference tool and available on Moodle along with a range of links to useful web resources

Bolker, J. (1998) *Writing your dissertation in fifteen minutes a day*. New York: H. Holt.

Buzan, T. & Buzan, B. (2010) *The mind map book: unlock your creativity, boost your memory, change your life*. Harlow: Pearson.

Buzan, T. (2006) *Use your head: innovative learning and thinking techniques to fulfil your potential*. London: BBC.

Cottrell, S. (2008) *The study skills handbook*. 3rd edition. Basingstoke: Palgrave Macmillan.

George, A. (2015) *The curator's handbook*. London: Thames and Hudson.

Godfrey, J. (2010) *Reading and making notes*. Basingstoke: Palgrave Macmillan.

Greetham, B. (2008) *How to write better essays*. 2nd edition. Basingstoke: Palgrave Macmillan.

Greetham, B. (2014) *How to write your undergraduate dissertation*. 2nd edition. Basingstoke: Palgrave Macmillan.

Mann, S. (2011) *Study skills for art, design, and media students*. Harlow: Longman.

Obirst, H. U. (2011) *Everything you always wanted to know about curating but were afraid to ask*. Berlin: Sternberg Press.

Obirst, H. U. (2015) *Ways of curating*. London: Penguin Books.

Smithson, P. (2009) *Installing exhibitions. A practical guide*. London: A&C Black Publishers.

Williams, K. (2009) *Getting critical*. Basingstoke: Palgrave Macmillan.

Williams, K. (2013) *Planning your dissertation*. Basingstoke: Palgrave Macmillan.

Recommended

Reading is assigned during the unit.

2 Learning & teaching

MAMH3

Learning & Teaching Methods

The unit will be delivered with a range of learning and teaching methods including: seminars, student led presentations, group discussions and one-to-one tutorials.

Indicative Content

- Self-directed primary research
 - Self-directed secondary research
 - Self-directed realisation
-

3 Assessment

MAMH3

Method of assessment

Assessment of a presentation of work produced during the unit.

Submission Requirements

You should submit a portfolio of work to include:

- Research proposal (750 -1,000 words)
 - written Dissertation (or equivalent) (6,000-8,000 words);
 - realisation and presentation of primary research and its findings in an appropriate form such as a curated display, aural presentation, illustrated publication or symposia;
 - Personal Development Archive.
-

Alternative forms of assessment

These are the standard requirements for the assessment of this unit. Alternative forms of assessment will be detailed in the unit or project brief for those students who possess a needs assessment for specific learning difficulties, such as dyslexia and dyspraxia. For students with other specific learning difficulties, such as AD(H)D, or students with a disability, alternative forms of assessment will be designed in relation to your individual needs assessment.

Date & time

The week, date and time of your assessment will be notified in unit briefings and detailed on Moodle.

Academic good practice

Except where the assessment of an assignment is group based, the final piece of work that is submitted must be your own work.

You must ensure that you acknowledge all sources you have used. You will find very useful guidance on good academic practice and

avoiding plagiarism on the Course Moodle site, while there are also leaflets available in the library on correct referencing.

Submissions that are considered to be the result of collusion or plagiarism or other forms of academic misconduct will be dealt with under the Art School's 'Upholding of Academic Integrity' Policy, and penalties may involve the loss of academic credits.

Marking Criteria

Your grade for the unit will be determined by your achievement of each learning outcome when judged against the following Marking Criteria:

PASS	Distinction	85-100%	There is consistent and strong evidence with outstanding examples that demonstrate...
		70-84%	There is substantial and strong evidence with excellent examples that demonstrate...
	Merit	60-69%	There is consistent evidence with some very good examples that demonstrate...
	Pass	50-59%	There is adequate evidence with some good examples that demonstrate...
FAIL		40-49%	There is inadequate evidence, with some examples of potential to demonstrate...
		1-39%	There is inadequate evidence to demonstrate...
		0%	No work submitted to demonstrate...

Feedback

Written and verbal feedback will be provided within 20 term-time days of the summative assessment.

Part Two: Learning & Teaching

Learning and Teaching



Learning & Teaching Strategy

The Art School provides a high level of staff contact time so that our students receive the intensive tuition and individual attention that we believe our subjects require. As active professionals and experts in their subjects, our tutors are committed to teaching at the Art School and enthusiastic about working with our students because of the level of critical engagement and the high standard of work.

We prioritise skill-based teaching and cultivate knowledge and curiosity in the historical and contemporary contexts of our subjects. The relationships between tradition and innovation and the interaction between the different subjects provide important insights and this is supported through the shared study centres of Drawing and Art Histories.

Learning is supported in a number of ways through lectures, group discussion, tutorials, seminars, field trips, workshops, demonstrations and group critiques as well as individual supervision of projects. You will be encouraged and supported to develop your research and practice skills and to develop communication skills to articulate your ideas, proposals and

Part Two: Learning & Teaching

document your work through writing, verbal presentations, and visual recording. As the course progresses your knowledge of historical, theoretical and cultural issues will provide you with an invaluable frame of reference to understand and develop your practice.

Courses are delivered in the departmental studios and in workshops through projects /course units, group and seminar discussion, and tutorials. You will be encouraged to take increasing responsibility for your own learning and as the course develops, you will evaluate your learning and progress in seminars, studio discussion, critiques, and tutorials.

The Art School's [Learning & Teaching Strategy](#) can be accessed in full on [Moodle>Policies & Procedures](#).

Definition of Terms

In this section you will find the Art School's definition of various terms you will hear in your day-to-day learning experience at the Art School.

Tutorials All members of staff have responsibility for the welfare of any Art School student; this is known as Duty of Care. In addition to this you can expect:

- 1) a named Pastoral Tutor who is a point of contact for matters of a personal nature that may impact on your studies; and
- 2) a named Personal Progress Tutor responsible for supporting you in areas relating to your academic progress, through:
 - a) the systematic monitoring of your progress with an agreed record in writing; and
 - b) the discussion of unit specific and general progress.

The tutorial system is integral to the course. In addition to the frequent contact time that you have with tutors through either sign up tutorials or tutor supervised sessions, there are at least two formally arranged tutorials for you per term with a tutorial report written each term recording your progress and advice given.

While each of the roles are clearly defined with distinct responsibilities, it is possible for you to be allocated the same person for your [Pastoral Tutor](#) as for your [Personal Progress Tutor](#). For more information on tutorials, see the Art School's [Tutorial Policy](#), available to access on [Moodle>Policies & Procedures](#).

Pastoral Tutor Your Pastoral Tutor will have knowledge of the support services available, the Art School's processes and procedures and your curriculum in order to advise and support you in how best to manage the implications of personal matters. You will be notified of the name and contact details of your Pastoral Tutor in the first few days of study at the Art School. This is important to assure that you are aware of the opportunity to discuss any personal concerns, and with whom, should it be necessary at any time. The need for [Pastoral Tutorials](#) is variable and unpredictable, though it is usually

Part Two: Learning & Teaching

relatively low. Should you need to see your Pastoral Tutor you should contact them directly by their cityandguildsartschool.ac.uk email to book a meeting.

Personal Progress Tutorial Conducted between you and your Personal Progress Tutor, reviewing your progress and monitoring development with reference to a portfolio of your work in progress. To get the most out of tutorials you are advised to prepare for them in advance. It is advisable to have all of the material you wish to discuss with you in an easily accessible form, a list of the key things that you consider you have achieved and a list of the areas you wish to examine through discussion.

Group Tutorial Involves a group of students and staff or visiting specialists. The emphasis is on the sharing of experience and the critical examination of work to which all contribute. Differing solutions to project work are examined, encouraging working as a team, group debates and critical response.

Seminar Can be either staff- or student-led. Involves a group of students with a member of staff, seeking to explore and expand an aspect of course work and encourage debate. Seminars may be based on specific reading or following the study of an artefact or exhibition. They help to define the critical framework and to develop your confidence in the expression of your opinions and engage you in critical discourse with your peers.

Studio Seminar Studio seminars are normally conducted by a member of the studio staff, they sometimes may be student-led, under the guidance of a tutor. These seminars offer you the opportunity to discuss your own and other's work together with wider issues concerning the history and theory of art in a formal and critical manner. They also provide opportunity for you to formulate your ideas, to promote an exchange of views and encourage speculative discourse.

Lecture Given to student groups by staff and visiting speakers presenting a body of information in a formal way. They provide a common taught element to a group of students. To get the most out of Lectures you should understand your own role as an active participant by taking notes, identifying areas to follow up with research after the lecture and by engaging in the questions and answers session at the conclusion of the lecture.

Projects These are tutor-instigated elements of teaching, introducing a range of differing standpoints. They are intended to enhance the student's understanding, skills and knowledge, to encourage discussion and debate between students and between staff and students, and to promote personal research. At the end of each project there is a critical review of the work produced.

Live Project Provide you with an opportunity to participate in commissions or other forms of working with a client to a deadline. They enable you to experience the pace, responsibilities and issues associated with

Part Two: Learning & Teaching

professional work in your subject area.

Collaborative Project Provides opportunities for you to work on similar projects, both jointly or concurrently, developing and exchanging ideas and experiences.

Critical Review Crits are usually led by a tutor with a group of students, normally in discussion of studio based work. They provide useful opportunities for you to engage in discussion surrounding your own work and that of your peers. For Fine Art there may be an emphasis on methods of presentation and how an artwork is 'read'.

Written Submissions Written submissions come in a range of forms. Whether they are essays, written reports, proposals or evaluation documents, they are intended to enable you to develop your study and research skills and your ability to express concepts, findings and arguments coherently in written form.

Dissertation/Thesis Generally the culmination of the written theoretical and historical components of the course. You will be supported through individual and group tutorial supervision and through sessions led by the Library regarding referencing and citation.

Workshop /demonstration Instruction in skills provided by staff and specialist visitors, often supported by technical staff, who use demonstration and example as a method of teaching the characteristics of materials, sound working practice and techniques.

Gallery /Museum Visits The Art School takes full advantage of its central location to utilise the city's cultural resources. Group visits under staff supervision to galleries and/or museums are organised while you are also encouraged to seek out specific artefacts/ artworks and exhibitions through tutorial advice as well as your own research.

Study Trips Conservation and Historic Carving students may attend the annual Art Histories study trip to Venice, staying at the Giorgio Cini Foundation on the Island of San Giorgio Maggiore. Fine Art students may also benefit from an organised study trip to a European City. Such trips are usually carefully organised and engage you in an intensive few days of visits, talks, drawing and research.

Moodle

The Art School's online learning platform is Moodle, available at moodle.cityandguildsartschool.ac.uk Moodle acts as your own personal website for your time at City & Guilds Art School. It is where you can go to access all sorts of information, including:

- Course information: timetables, project briefs, forms
 - Lecture notes, presentations, recordings, and readings
 - Online assessment
 - Research & study skills: essay writing, referencing & citation
 - Access to Learning information Bursary and prize information
-

Part Two: Learning & Teaching

- News and updates

As it is used to communicate news and updates regarding your courses, make sure that you regularly check Moodle for announcements and information (e.g. timetable changes). All students will receive an induction to Moodle during your first weeks at the Art School. For more information on or assistance, contact the Librarian.

Royal Literary Writing Fellow

As part of the [Royal Literary Fund's Fellowship Scheme](#), Writing Fellows Kathryn Maris, who will be onsite on Mondays and Barbara Norden, providing online sessions on Thursdays during term time to offer support for any student who wishes for advice on good writing practice, be it for written assignments, personal statements or grant applications. Email writingfellow@cityandguildsartschool.ac.uk to make an appointment.

Referencing

Referencing is an important part of any written assessment, as the method by which you acknowledge the background reading and research that you have done to inform your argument. When writing an essay, you need to provide sufficient information about this background reading so that the person assessing your work can identify your sources. Proper referencing is also important as a way of avoiding *plagiarism* (the presentation of someone else's work and/or ideas as one's own). Plagiarism is a serious academic offence, and will result in a formal investigation.

In order to provide students with direction and support with referencing, the Library has produced a guide to referencing and citations, based on the Harvard system. It can be accessed on the Library's Moodle page.

Assessment

Assessment is another word for judgement and is an integral part of the learning process. In teaching we use three forms:

Types of assessment

Diagnostic

Usually occurs early on in a unit; through tutorial discussion, project work and/or a skills audit, your tutor will work with you to identify your strengths as well as areas for improvement or further exploration.

Formative

Focuses on looking forward at the development of your work. It usually occurs part way through a unit, for example in a *Progress Tutorial* or through a group presentation. Tutors will advise you on areas for improvement, for development, for consideration, and indicate your strengths and any areas for concern with your work-in-progress. Feedback from formative assessment will concentrate

Part Two: Learning & Teaching

on ways that you can improve your work in relation to the learning outcomes of the unit.

Summative

Is applied to work submitted for unit assessment. Feedback from summative assessment identifies achievement against the learning outcomes. While the main focus is looking back at the work from the unit, there will also be some advice on areas for development.

Forms of assessment The different forms of assessment can be applied through:

Self-Assessment

Which is undertaken by you. In addition to the process of constant self-assessment intrinsic to learning and making work, there are occasions when you will be required to conduct formal self-assessment, for example by completing a Self-Evaluation form.

Peer-Assessment

Or *Peer-evaluation* may be undertaken by a fellow student, or a group of students. This may occur informally during critiques and seminars or at the end of a unit.

Tutor Assessment

Is undertaken for all formal assessments of your work. Sometimes this is in conjunction with self and or peer-assessment.

Means of assessment The work you should submit for formal assessment will always be clearly communicated as assessment Requirements. Marks are determined by assessing the extent to which your work demonstrates the unit Learning Outcomes and Marking Criteria.

There are two ways in which the assessment work /requirements may be assessed:

Component

Assessment provides an individual mark for each separate Requirement, with an overall unit grade determined through a predetermined, mathematical formula.

Holistic

Assessment (typically a *portfolio of work*) considers all of the Requirements as a single body of work, providing the unit grade.

What to submit for Assessment Specific requirements for the display and presentation of work, oral and written presentations will be indicated in each unit specification and any related project briefs.

These will be discussed and explained in Unit briefing sessions.

Learning Outcomes & Unit Assessment Learning Outcomes are the skills and knowledge that you will be able to demonstrate upon successful completion of each of the units on your course and against which your work will be assessed.

Part Two: Learning & Teaching

The work you submit will be judged against the Learning Outcomes that are detailed in the relevant **Unit Specification**.

To pass a unit your work will need to demonstrate that all of the Learning Outcomes have been met.

Grading work

To determine what grade the work should receive, the tutors consider how well the Learning Outcomes have been met, using the Art School's standard Marking Criteria.

PASS	Distinction	85-100%	There is consistent and strong evidence with outstanding examples that demonstrate...
		70-84%	There is substantial and strong evidence with excellent examples that demonstrate...
	Merit	60-69%	There is consistent evidence with some very good examples that demonstrate...
		50-59%	There is adequate evidence with some good examples that demonstrate...
FAIL		40-49%	There is inadequate evidence, with some examples of potential to demonstrate...
		1-39%	There is inadequate evidence to demonstrate...
		0%	No work submitted to demonstrate...

Assessment process

In terms of procedure, for all units on the course, the following stages are adhered to:

1	2	3	4
<ul style="list-style-type: none"> • Work is assessed by a range of staff including your tutor, to get different perspectives on your achievement; this may involve team marking, or double marking 	<ul style="list-style-type: none"> • Marks are discussed and agreed amongst tutors 	<ul style="list-style-type: none"> • External Examiners review a sample of work across the spectrum of achievement 	<ul style="list-style-type: none"> • Marks are provisional until confirmed by the Examination Board, usually at the end of the Academic year

Assessment Deadlines

In order to be awarded the full marks your assessment submission deserves, you must ensure your work satisfies the learning outcomes, assessment requirements and deadlines provided. While any work submitted late will be assessed and you will receive an indicative mark, it will be recorded as a 'Late Submission' with any mark capped at 50% on your student record.

If you believe that either the quality or completeness of your work

Part Two: Learning & Teaching

may have been effected by other factors such as health or circumstances outside of your control, please seek guidance on the submission of Extenuating Circumstances. Advice is available on how to make an application from [Access to Learning](#) or from the Office Administration team. Forms are available in the Art School office and can be downloaded from [Moodle>Art School Office Information](#).

If you believe that you have an on-going condition that impacts upon your work you are advised to seek guidance from [Access to Learning](#) as early as possible.

Please be advised that there are no extensions to deadlines.

There is an Extenuation Panel that meets as needed to deal with both claims for extenuation and consideration of academic misconduct. Every claim for extenuation should be supported by appropriate documentary evidence (eg, a doctor's letter).

External Examiners

External Examiners are appointed to all courses in order to ensure that our courses are comparable to courses at the same level in other institutions and that the quality and standards of the course are maintained at an appropriate level.

External Examiners do **not** mark students' work.

External Examiners do however see the assessed work of a sample of students across the full range of attainment (including any failed work) in order to check the appropriateness of standards and the marks awarded. They might also meet students in order to find out their views about the course.

External Examiners write an annual report reflecting upon the course that is used as an important reference for Annual Monitoring.

The External Examiners for both the [MA Art & Material Histories](#) and [MA Fine Art](#) courses are:

- [Studio Practice](#)
Mick Finch, Course Leader, BA Fine Art, Central Saint Martins, University of the Arts London
www.arts.ac.uk/colleges/central-saint-martins/people/mick-finch
- [Thesis](#)
Rachel Withers, Course Leader, BA History of Art and Design, Bath School of Art and Design
www.bathspa.ac.uk/our-people/rachel-withers

Grade Descriptors

Following are the detailed Grade Descriptors for each of the MA Classification bands:

Pass with Distinction

85-100%

Evidence of a systematic, precise and profound knowledge and understanding of the subject and its wider contexts and debates with an individual insight and critique in to future developments, issues and methodologies relevant for the subject. Analysis and extensive exploration of self-directed research that potentially contributes new ideas, processes or knowledge to the subject or is ground breaking in a way that would be recognised by subject experts.

Fully realised ambitious goals building upon extensive and consistently outstanding research, reflection, planning and exploration that demonstrates a profound level of personal insight and creative original problem solving. Communication is compelling, demonstrating an exceptional and integrated critical awareness of diverse audiences and contexts.

Evidence of consistent outstanding judgment and decision-making an ability to manage complex issues and unpredictable circumstances to outstanding results. Evidence of consistent outstanding critical awareness, originality, motivation and commitment in the analysis and application of professional working practices. Execution embodies ground-breaking use of technical skills with a profound understanding of the conceptual and ethical contexts of technical choices.

Pass with Distinction 70 -84%

Evidence of a systematic, precise and profound knowledge and understanding of the subject and its wider contexts and debates with an individual insight and critique in to potential future developments or issues for the subject. Analysis and extensive exploration of self-directed research that potentially contributes new ideas, processes or knowledge to the subject or is potentially ground breaking in a way that could be recognised by subject experts.

Fully realised ambitious goals building upon extensive and at times excellent research, reflection, planning and exploration that demonstrates a profound level of personal insight and creative problem solving. Communication is compelling, demonstrating an exceptional and integrated critical awareness of diverse audiences and contexts.

Evidence of outstanding judgment and decision-making and an ability to manage complex issues and unpredictable circumstances to excellent results. Evidence of outstanding critical awareness, originality, motivation and commitment in the analysis and application of professional working practices. Execution embodies potentially ground-breaking use of technical skills with a profound understanding of the conceptual and ethical contexts of technical choices.

Part Two: Learning & Teaching

Pass with Merit

60 -69%

Evidence of a systematic and extensive knowledge and understanding of the subject and its wider contexts and debates with insight in to potential future developments or issues for the subject. Analysis and exploration of self-directed research demonstrates originality and self-direction in tackling and solving complex problems.

Achievable and mainly ambitious goals are met, building upon extensive and very effective research, reflection, planning and exploration. Communication is persuasive, demonstrating a very good, effective and integrated critical awareness of diverse audiences and contexts.

Evidence of astute judgment and decision-making and an ability to deal with complex issues and unpredictable circumstances to very good results. Evidence of very good critical awareness, originality, motivation and commitment in the analysis and application of professional working practices. Execution embodies highly effective use of technical skills with a very good understanding of the conceptual and ethical contexts of technical choices.

Pass

50 -59%

Evidence of an accurate knowledge and understanding of the subject and a sound grasp of its wider contexts and debates with some insight in to issues for the subject. Analysis and exploration of self-directed research demonstrates effective self-direction in tackling and solving problems. Achievable and well-constructed goals are largely met, building upon effective research, reflection, planning and exploration. Communication is effective, demonstrating a sound critical awareness of audiences and contexts. Evidence of sound judgment and decision-making and an ability to comprehend, identify and employ solutions for complex issues and unpredictable circumstances. Evidence of a good level of critical awareness, motivation and commitment in the analysis and application of professional working practices. Execution embodies effective use of technical skills with understanding of the conceptual and ethical contexts of technical choices.

Fail

40 -49%

Evidence of a limited knowledge and understanding of the subject and its wider contexts and debates with little evidence of insight in to issues for the subject. Limited evidence of analysis and exploration of self-directed research and self-direction in tackling and solving problems.

Goals are not met and may be ill judged. Evidence of research, reflection, planning and exploration is lacking with little evidence of its effective employment. Communication is largely ineffective,

Part Two: Learning & Teaching

demonstrating a lack of critical awareness of diverse audiences and contexts.

Judgments and decision-making are not sound and critiques are not well argued. Insufficient evidence of the analysis and application of appropriate professional working practices. Execution demonstrates limited or rudimentary technical skills with a lack of awareness of the conceptual and ethical contexts of technical choices.

Fail

1 -39%

Little or no evidence of knowledge and understanding of the subject, its wider contexts, debates and issues. Little or no evidence of analysis and exploration of self-directed research.

Goals are ill judged and not met. Little or no evidence of research, reflection, planning and exploration. Communication is ineffective, demonstrating little or no critical awareness of diverse audiences and contexts.

Judgments, critiques and decision-making are poor. Little or no evidence of the analysis and application of appropriate professional working practices. Execution demonstrates very limited technical skills with a little or no awareness of the conceptual and ethical contexts of technical choices.

Fail

0%

Non-submission

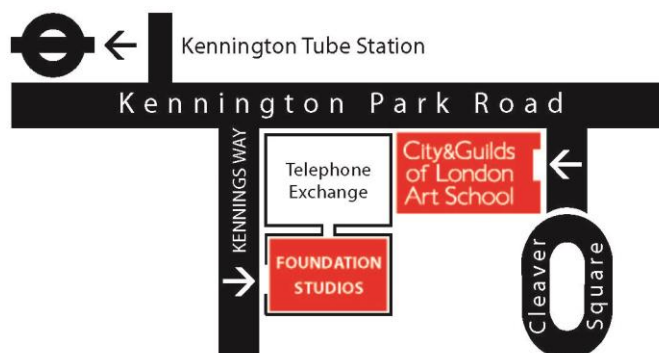
Part Three: The Art School

City & Guilds of London Art School

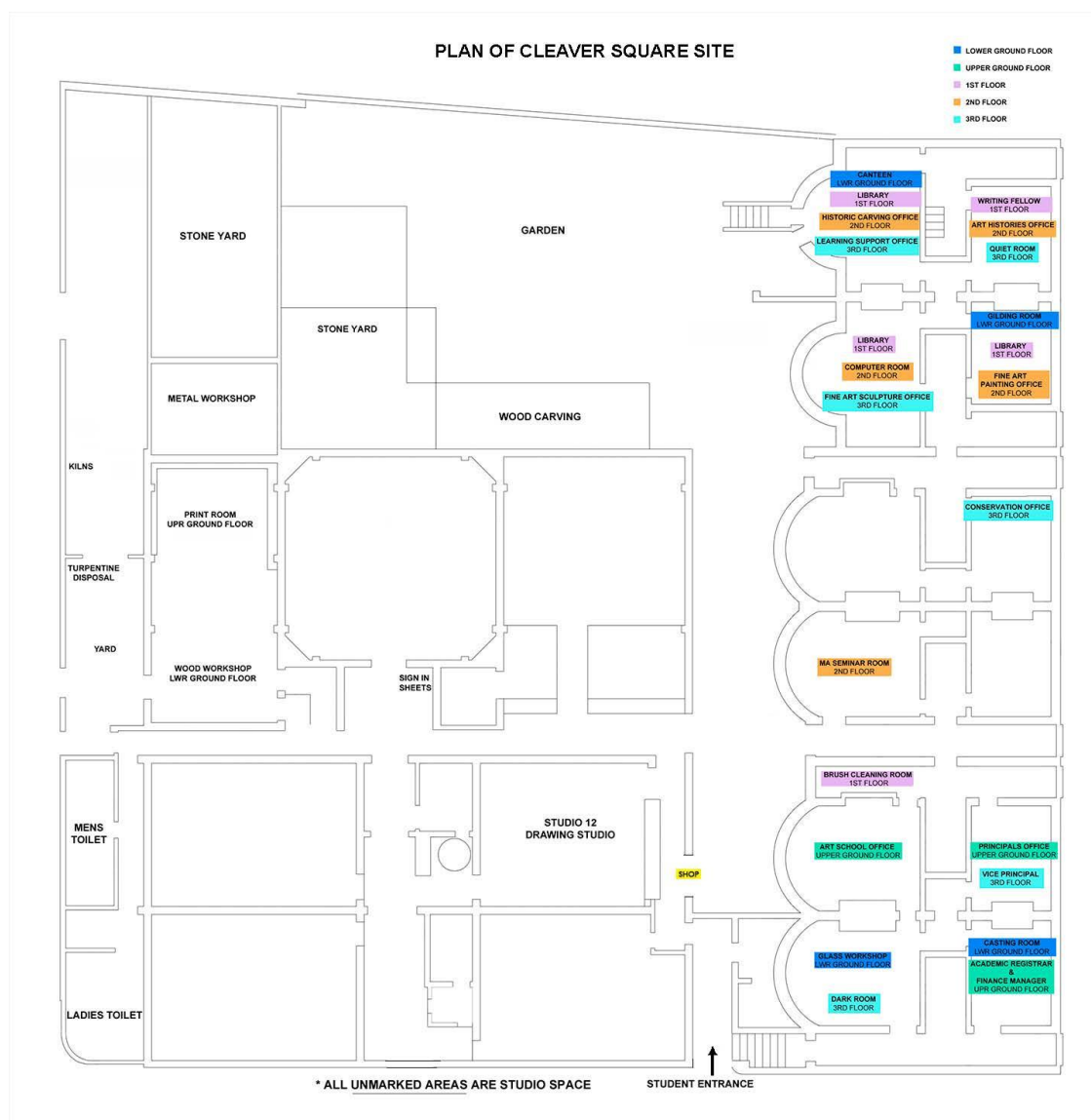


Opening Hours Cleaver Square	Monday	08:45 through to 20:00
	Tuesday	08:45 through to 20:00
	Wednesday	08:45 through to 20:00
	Thursday	08:45 through to 20:00
	Friday	08:45 through to 18:00
Opening Hours Kennings Way	Monday	08:45 through to 18:00
	Tuesday	08:45 through to 18:00
	Wednesday	08:45 through to 18:00
	Thursday	08:45 through to 18:00
	Friday	08:45 through to 16:30

Location & Orientation



Plan of Cleaver Square



The Art School Office During term time, the Art School Office is open for casual enquiries at the following times:

	Morning	Afternoon
Monday	closed	14:00-16:00
Tuesday	09:30-12:30	14:00-16:00
Wednesday	closed	14:00-16:00
Thursday	09:30-12:30	14:00-16:00
Friday	closed	14:00-16:00

You are welcome to schedule appointments with Art School Office staff outside of these times. To make an appointment please call 020 7735 2306, or email office@cityandguildsartschool.ac.uk. As well as in English, if at all helpful, we may also be able to assist you in French, German, Japanese and Portuguese.

Meeting Rooms

There are usually two meeting rooms available for students to book for Art School business, or activity relating to the course. Should social-distancing rules relax, please contact the Art School Office to enquire about booking.

Art School Shop

The shop is located at Reception, and is open throughout the day (except for one hour at lunchtime). It is stocked with essential items such as:

- Paper, pencils, charcoal & other drawing materials
- Brushes
- Canvas
- Notebooks and sketchbooks
- Oil & acrylic paints
- Specialist tools

A complete list of art materials for sale and prices is available on Art School Shop page of Moodle, and in the shop itself. Only **Contactless Payment** is accepted. You should also acquaint yourself with London's art suppliers, some of which are listed here:

- Cornelissen
 - Stuart Stevenson
 - Green & Stone
 - Atlantis
 - London Graphic Centre
-

The Library



The Sackler Library, situated across three rooms on the first floor of the terraced houses, holds a collection of books, journals and magazines to support all taught programmes in the Art School. You will receive a full library induction from the Librarian, Harriet Lam, at the start of your first term at the Art School; and on-going research and study support is offered through both scheduled, course-specific workshops and one-to-one drop in sessions.

Library opening hours (term time only)	Monday	09.00 – 19.00
	Tuesday	09.00 – 19.00
	Wednesday	09.00 – 19.00
	Thursday	09.00 – 19.00
	Friday	10.00 – 17.00

Library Catalogue The library catalogue is available to access online at:
<https://libcat.cityandguildsartschool.ac.uk/>

Borrowing

You will automatically be given a library account on enrolment, which entitles you to borrow:

- Up to 10 books for 2 weeks
- Up to 3 DVDs for 7 nights

Please present your student ID card to the librarian or evening library assistants to borrow items.

Items requested by another student must be returned within 1 week. Items can be renewed if they haven't been requested by another student. All journals and magazines are for reference use only and may not be removed from the library. Books should be returned to the librarian or evening library assistants during library opening hours.

Fines

Late fees are not charged; however, please note that all items that you borrow from the library are your responsibility and that others

Part Three: The Art School

may need access to the same material. You will be charged the full replacement cost of any item that you lose, damage or fail to return within one month of borrowing, plus an administration fee of 10% of the value. As a small library we generally only hold single copies of each title, and it is important that books remain available for all library users.

London Library

www.londonlibrary.co.uk

The Art School holds an institutional membership to the London Library. BA, Diploma and MA students can request to borrow London Library books. Please note that fines will be charged should these not be returned in time.

Although the Art School Library does not directly subscribe to any electronic resources, you can request articles from the London Library's online resources (such as JSTOR). Please ask the librarian for more information.

Portfolio Collection

The Library also holds a collection of historic portfolios, mostly relating to ornamental and architectural design. Please speak to the Librarian for more information.

Library environment

Please respect your fellow students by turning mobile phones to silent whilst in the library, and keeping noise to a minimum in the quiet study room. Only bottled water is allowed in the library. Please do not bring any other food or drink into the library as it may damage the books.

Suggestions

We welcome your input regarding the library's collections. Feel free to make any purchase suggestions, either by email or in person.

Computer Room



The Computer Room is on the second floor of the terraced houses, above the Library. There are additional computer facilities in the Foundation building and in the Library. The Computer Room is also where IT staff are based. Joe Hale is both a Tutor in Digital Media and Digital Media Technician. His current working hours are Thursdays 10:00 – 18:00 during term time. Chris Halliwell is the IT Manager and is available 09:00 – 17:00 on all other days.

Opening hours (term time only)	Monday	09.00 – 20.00
	Tuesday	09.00 – 20.00
	Wednesday	09.00 – 20.00
	Thursday	09.00 – 20.00
	Friday	09.00 – 18.00
Staffed hours*	Monday	09.00 – 17.00
	Tuesday	09.00 – 17.00
	Wednesday	09.00 – 17.00
	Thursday	10.00 – 18.00
	Friday	09.00 – 17.00

*The IT staff do not have fixed times when they offer student facing support. You can ask for assistance at any time staff are available, but you are also welcome to arrange a time with them in advance.

Equipment Loan

The Art School DSLR cameras and tripods are available for loan from Reception, as is a projector. Items must be returned to Reception by the end of the day.

A photographic lighting kit is available for loan from IT Services, as is other equipment including media players, an audio amplifier, a graphics tablet, another projector, card readers, cables, adaptors and so forth. This is not a comprehensive list of what is available

Part Three: The Art School

and it would be best to discuss your needs with the IT staff on a project by project basis. All equipment loaned by IT is provided on a first come first served basis and may be booked in advance. Any equipment that is damaged or lost whilst in your care must be replaced, and should not to be taken off Art School premises under any circumstances.

Printing & photocopying

Multifunction Printers/Photocopiers are located in the Computer Room, Library and Foundation building. Print jobs sent to the "CGLAS Follow Me" queue can be retrieved from any of those machines. The printers can also scan to email, although you will typically find the flatbed scanners offer you greater control over the result.

You can associate your ID card with the printer card reader in order to expedite logging in to retrieve your jobs, but you can also log in by entering your network account credentials directly on the touchscreen. The printers will handle a variety of paper types and thicknesses, but non-standard papers and acetates should always be fed via the bypass tray, and please consult the IT staff first.

You can top up the balance of your print account at Reception.

Saving your work

You are ultimately responsible for saving and backing up your work. If you would like advice on saving / backing up, please ask the IT staff. Please do not store files you need on the open access machines. If you do this the file is at risk of deletion should the machine fail, and you will not be able to access your files without also having access to that particular computer. Network storage shares are provided to allow secure, short term storage of your data on the network, thus making it accessible from all campus computers. Use of this will be covered in greater detail in the IT induction.

The Drawing Studio



The Drawing Studio focuses on the diverse applications of drawing that can both inform and stimulate the development of your practice as artists and crafts specialists. Timetabled day and evening classes provide opportunities to engage with drawing through a range of ideas and approaches, in response to a variety of subjects, including the figure. Specialist drawing tutors provide structure and focus for each drawing class, specific to the requirements of your course, whilst building on your individual abilities and experience. Elective drawing seminars, workshops and lectures, staffed by visiting tutors, artists and crafts specialists are also arranged at different times during the academic year. The Drawing Studio door and noticeboard as well as [Moodle](#) will display the timetable of all the drawing classes, as well as inform you about Drawing Studio activities. Whilst the Drawing Studio is a facility open to all students, priority is given to those who are timetabled to attend classes as a part of their course.

The Print Room



The Art School has a well-equipped Print Room to which all students have access. With full time technical support students are encouraged to make full use of the facilities.

Opening hours

Monday to Friday, 09.30-16.30

Equipment

- Off-set lithographic press for plate printing
- Screen-printing vacuum beds and darkroom UV exposure unit
- Etching presses for intaglio work [SEP]

Aims & Objectives

Print Room staff aim to:

- provide the technical means to develop students' potential in print as a creative process;
- differentiate between different methods of printmaking;
- help the development of innovative ideas within printmaking;
- an understanding of the historical development in printmaking.

It is important to gain a sense of printmaking as a means of expression and to exploit the various techniques. We encourage students to explore the potential of the medium to the full and to develop personal ideas, rather than to stick within the stringent boundaries of project requirements. Self-initiation is strongly encouraged and is essential in developing an aesthetic awareness and knowledge of image-making possibilities. As part of your Print Room experience, you will be expected to relate and translate studio work into print, for example by using etching, silkscreen, transferring photocopies, offset etching, monotype and mono-print. Experimentation and multimedia printmaking will help to resolve ideas within a given objective. Work is supervised at all times and advice is always readily available from experienced and professional staff. Printmaking will equip you with valuable technical, creative and professional skills while helping you to meet the demands of the current market. [SEP]

Print Room H&S

Health & Safety in the Print Room is very stringent. All of these [SEP] safety instructions must be read and the Health & Safety book

Part Three: The Art School

signed by students using the Print Room. Students must make themselves aware of the codes of practice, which are on the walls in the Printmaking Studio. All materials, tools and equipment must be cleaned at the end of each session. Remember, a clean room makes a clear print.

General Health & Safety Guidelines

- Familiarise yourself with the location and operating instructions of the fire extinguishers and the First Aid box, including eye washes ^[1]_[SEP]
- Goggles must be worn when using the spit-bite technique ^[1]_[SEP]
- Hands must be washed after inking and before handling the press blankets ^[1]_[SEP]
- Press and acids must not be used unsupervised; acids are only prepared by staff and fellows ^[1]_[SEP]
- Hot plate controls must not be adjusted ^[1]_[SEP]
- Pressure on the presses must not be adjusted ^[1]_[SEP]
- The metal guillotine must not be operated by students ^[1]_[SEP]
- Music is prohibited in the Print Room

The Printmaking Studio houses a wide range of potentially dangerous machinery and chemicals. Protective masks and goggles must be worn where specified and hands should be washed after each session and always before eating and drinking. Hands, hair and loose clothing should be kept clear of all machinery when in use. If a piece of machinery is malfunctioning do not attempt to correct the fault yourself. Call a technician or member of staff immediately.

When using the aquatint box you must wear a protective mask. In the long term, the rosin dust can do damage to the throat and lungs. When melting rosin dust on a plate make sure that the fume cupboard is closed.

Students should **never** handle acid bottles or baths. Only staff should deal directly with any acid or chemical mixtures. Acid baths should only ever be used ^[1]_[SEP] in the presence of a member of staff.

Corrosives & Irritants

Be aware that corrosives and irritants can cause severe burns. In any emergency situation call the first aiders immediately and, if necessary, dial 999 for the emergency services. ^[1]_[SEP]

Inhalation

Vapour in high concentrations is extremely irritant and corrosive to the respiratory tract. Severe over-exposure will result in coughing and wheezing, shortness of breath and chest pain. It may also cause lung damage. Protective respiratory masks may be obtained from the Art School shop. ^[1]_[SEP]

Skin Contact

Liquid causes irritation and burns following prolonged skin contact. There is no evidence of skin absorption occurring. If affected wash well with water and remove contaminated clothing. Protective PVC clothing, rubber boots/gloves should be worn.

Eye Contact

Liquid causes severe burns to the eyes which may result in permanent damage unless it is removed immediately. Both high and low vapour concentrations may also cause eye irritation. If affected the eye(s) must be irrigated immediately with clean water, forcing the eye open if necessary. Continue washing the eye for fifteen minutes. Protective goggles or a face shield should be worn.

Ingestion

Ingestion of nitric acid and its solutions will cause local corrosive injury to the tissues contacted. The severity of the injury will be dependent on the strength of the solution involved. Nitric acid is of relatively low systemic toxicity. If affected wash out mouth immediately with water.

Wood Workshop



The Wood Workshop is open for students from all departments across the Art School to use as part of their study. The workshop supports the fabrication of both art and design work, and teaches the making of practical constituents such as stretchers, plinths, and stands for modelling. Furthermore, it is a place where students can test new ideas and develop working methodologies as part of their ongoing experimentation and research within their chosen subject area.

Opening hours (term time only)	Monday	09.30-13.00	14:00-16:30
	Tuesday	09.30-13.00	14:00-16:30
	Wednesday	09.30-13.00	14:00-16:30
	Thursday	09.30-13.00	14:00-16:30
	Friday	09.30-13.00	14:00-16:30


Equipment

The workshop is equipped with a good range of machinery for both woodworking and joinery, including sawing, sanding and planing equipment, tools for stretcher and frame making, and a variety of hand tools which are available for loan.

Wood Workshop Health & Safety

Students are required to complete a Health & Safety induction covering safe working practices within the workshop, including methods and processes for working with materials. Inductions are carried out either as part of subject courses, or individually as required.

Darkroom



There is a small darkroom on the third floor for traditional black and white analogue photography. The darkroom is managed by Nick Middleton and after inductions are completed students may use this facility on a first come first served basis.

Glass Workshop



The Glass Workshop is open for students from all departments across the Art School to use as part of their study. In the workshop students are supported in learning and using techniques and processes relating to the use of glass as a creative medium. In line with the Art School's other workshop areas, it is a place where students can test out new ideas and develop working methodologies as part of their ongoing experimentation and practical research within their chosen subject area. Additionally, the workshop provides a programme of lessons devised for specific courses. This includes sessions on processes and techniques relating to the creative use of glass for first year BA and MA Fine Art students, and introductory sessions for all Foundation students.

Opening Hours	Morning	Afternoon
Monday	09.30 – 13.00	14.00 – 16.30
Tuesday	09.30 – 13.00	14.00 – 16.30
Thursday	09.30 – 13.00	14.00 – 16.30

Equipment	The workshop is equipped with: <ul style="list-style-type: none">• glass kiln• glass grinder• finisher• work benches• sandblaster• a range of bench & hand tools
------------------	---

Glass Workshop Health & Safety	Students are required to complete a Health & Safety induction covering safe working practices within the workshop, including methods and processes for working with materials. Inductions are carried out either as part of subject courses, or individually as required.
---	---

Metal Workshop



The Metal Workshop is open for students from all departments across the Art School to use as part of their study. In the workshop students are supported in learning and using techniques and processes relating to the fabrication of works in metal and metal casting and finishing. In line with the Art School's other workshop areas, it is a place where students can test out new ideas and develop working methodologies as part of their ongoing experimentation and practical research within their chosen subject area. Additionally, the workshop provides a programme of workshop sessions as is relevant. This includes metal fabrication techniques (including welding) the exploration of techniques and methods of construction and introductory sessions for metal casting.

Opening Hours

	Morning	Afternoon
Monday	09.30 – 13.00	14.00 – 16.30
Thursday	09.30 – 13.00	14.00 – 16.30
Friday	09.30 – 13.00	14.00 – 16.30

Equipment

The workshop is equipped with:

- electric arc welding and plasma cutting machines
- fume extraction
- bench and hand tools
- personal protective equipment
- foundry equipment

Metal Workshop Health & Safety

Students are required to complete a Health & Safety induction covering safe working practices within the workshop, including methods and processes for working with materials. Inductions are carried out either as part of subject courses, or individually as required. Steel Toecap boots must be worn at all times.



Student Voice

The student voice is vital to the Art School's culture of lively self-reflection and evaluation. All students participate in termly Student Fora, which are organised department by department. In addition each class will elect student representatives who attend Boards of Studies and the Art School Student Representatives meeting, each term. Students are also elected to sit on variously: Academic Board; and Site & Environment Sub Committee.

Chair of Students

Elected by the student body each June, the Chair of Students serves from 1 October through to 30 September. As with the Art School's Fellowship positions, it is an unpaid post, though access to facilities and expertise is made available throughout the term of office. The Chair of Students will usually be appointed to the Board of Trustees for the Art School charity.

Electoral Register

Students have an important role to play outside of the Art School both as practitioners and, as appropriate, as part of the electorate. While UK residency and UK (or Irish or qualifying Commonwealth) citizenship are necessary to vote in a General Election, the rules for Local Elections are more liberal. If a student has British, Irish, Commonwealth or EU citizenship, they should be eligible to vote in Local Elections and, if living in London, the Mayoral Elections. The Art School encourages students to register to vote and be active participants in democracy wherever they can.

Student Ambassadors

Students often act as ambassadors for the Art School at various events, such as Art16 and Livery Company dinners.

Part Three: The Art School

Student employment The Art School provides some opportunities for employment at Art School events such as London Craft Week, on and off site, and in the Library.

Project Man Band Each year, under the stewardship of Nina Billbey, students come together to play music as the Project Man Band.

Art & Cake Local café Sugar Pot provide healthy, organic lunches, snacks and drinks, locally-sourced where possible, from *Art & Cake*, based at the Art School's main site. Open from 9am to 4pm, Monday to Friday during the main term dates.

Prizes There are a significant number of competitions and prizes for students to enter.

Part Four: Access to Learning

Student Support & Services



Rights & Responsibilities

This section of the handbook will tell you about both your rights within the Art School, and the responsibilities that you have towards the Art School, its staff and your fellow students. In general, you must not: behave in any way that disrupts or adversely affects the conduct or reputation of the Art School, stop others from enjoying the full facilities that the Art School offers, inhibit freedom of speech, bring a firearm or any other offensive weapon onto School premises, engage in racial, sexual or other forms of harassment of any member of the Art School.

Identity & Access Card The Art School *Identity & Access Card* is the electronic entry card which gives you access to the premises during the Art School opening hours. It also records your attendance and will be used as an official register: in the case of an emergency, such as a fire, this register will be used to determine your presence in either building.

Usage

- You must **tap in** with your *Identity & Access Card* on the entry pad **every time** you arrive at either building.
- You must **tap out** with your *Identity & Access Card* on the entry pad **every time** you leave either building.
- Failure to use the *Identity & Access Card* as instructed will

Part Four: Access to Learning, Student Support & Services

result in an inaccurate attendance record and register.

- The *Identity & Access Card* will not allow entry outside of Art School hours.
- The *Identity & Access Card* will not allow exit from the building after the official closing time.
- At the end of your studies you must surrender your *Identity & Access Card* to the Art School; failure to do so will incur a cost of £20.

Loss

Should you lose your *Identity & Access Card*, you must report the loss immediately by emailing [admissions](#). Not only will swift action prevent misuse of your card but it also allows for the speedy re-issue of a replacement. Unfortunately, as the *Identity & Access Card* are not cheap, will incur a cost of £20 for a replacement.

NUS /Card

You may also wish to apply for a <https://www.totum.com> card from the NUS (National Union of Students), which comes with 1-year free [ISIC](#) (International Student Identity Card). For a small cost this will also help you to get discounts in various outlets, and may be recognised more widely than your Art School ID, particularly abroad.

Attendance

It is essential that you attend all scheduled sessions on time as poor attendance and lateness will affect both your performance and results and that of others. Your attendance will be monitored via your identity & access card, as described above, throughout your time at the Art School.

Sickness

If you are ill and cannot attend for whatever reason you must notify the Art School by contacting Reception on extension 214, via (+44) (0) 7091 1687) as soon as possible. As with work, if you are ill for longer than seven consecutive days you should provide a medical certificate (or fit note) from your GP.

Timeliness

Travelling in London can be problematical and it is easy to become delayed. For those sessions that are time sensitive (eg, lectures) please try to leave plenty of time for travel. You are asked to arrive at your Art Histories lectures 5 minutes before the designated start time. It is at the discretion of the tutor holding the session whether or not to admit latecomers.

Site Access

You are required to use your *Identity & Access card* to access Art School premises by swiping the card at the front doors. Should you enter the building with other students in a group then you must each swipe in with your own *Identity & Access card*.

If you forget your card, please use the buzzer and a member of staff at Reception or the Art School Office will let you in once you have identified yourself and signed in.

The system has been installed to enhance campus security and to

Part Four: Access to Learning, Student Support & Services

intruders gaining access to the buildings; **please be sure to keep your *Identity & Access card* on you at all times when on the premises.** All external visitors must sign the registers at reception on entering and leaving the buildings

Security of personal property

You are responsible for the safety and security of your personal property. All personal property is brought onto campus entirely at your own risk and the Art School does not accept liability for any loss or damage to property, however caused. Any thefts or damage to personal property should be reported immediately to the Art School Office.

Post

You should not have mail or parcels delivered to the Art School and the Art School will not take responsibility for **any** deliveries.

Emails

To adhere to data protection legislation the Art School will only communicate with you via the @cglas.ac.uk account provided. To ensure you know your Art School email address and how it functions, you will have received a brief induction at enrolment. All correspondences from the Art School, including the Office, Library, IT and your tutors will come via the CGLAS account, so it is vital it is checked on a regular basis. If it is easier for you to manage, it is possible for you to set your Art School account to automatically forward all emails to another account.

Working practices

Wherever you are in the building, whether you are in a studio, workshop or communal space, please treat it and the other occupants of the building with respect and consideration. You have to be aware of the Health & Safety implications of what you are doing and put neither yourself nor others at risk. In extreme cases, failure to operate in accordance with Art School policies may result in severe disciplinary action.

Every Friday at 15.30 all students are asked to tidy the studios. In addition, all students should clear away at the end of every day.

Childcare

The Art School does not provide childcare facilities. On Health & Safety grounds students are not permitted to bring their children into the Art School at any time.

Pets

The Art School environment is not conducive to having pets on the premises. Please keep your pets at home.

Health Care

If you have not yet done so, it is vital that you register with a local GP. If you need advice please see the Office Manager. It will also be helpful for you to find out where your local dentist is. Full time students may be exempt from prescription charges. Please let the Art School Office know if you are experiencing difficulties.

Access to Learning

Our key objectives are to:

- Assist students to access their learning
- Enable students to participate in course activities
- Help to support students' wellbeing

Part Four: Access to Learning, Student Support & Services

We adopt a whole institution approach to supporting students, from application through to interview, enrolment and beyond. We believe that by informing and training staff and involving staff in the plans we make for student access to learning, asking for staff and student feedback and reflecting on our methods, we can achieve the best possible, reasonable assistance for our students, to provide an integrated, equal, inclusive platform for learning for all students enrolled at City & Guilds of London Art School, the Access to Learning Department provides:

- Advice & support for health conditions
- Advice & support for mental health, anxiety & depression
- Course-based Needs Assessments
- Assistance with Disability Support Allowance applications
- Personal Learning Plans
- Support for learning
- Support for disability
- The Learning Mentor
- Counselling
- Advocacy
- Pastoral support
- General advice & information

Any student, at any point in their program, can register with Access to Learning. Registering your information allows us to observe our duty of care and the effective safeguarding of your rights to disclosure and confidentiality.

If you have any particular needs or support issues, early disclosure is essential to ensure the timely provision of any appropriate advice or assistance. Any **Access to Learning** enquiries can be sent to: access@cglas.ac.uk

Frequently Asked Questions

How can I inform the Art School of my situation/needs? If you have enrolled, and know that you will need some help with writing, or are worried that a long-term condition means you need to make regular doctors' appointments and you might be late, what should you do? You should first inform the Art School of your situation or specific needs in one of the following ways:

- disclose your situation on your Application or Enrolment Forms
- send a completed Access to Learning Form, from Moodle to:
Access to Learning
City & Guilds of London Art School
124 Kennington Park Road, London SE11 4DJ
- email access@cglas.ac.uk
- talk to your Pastoral Tutor, who will advise you and/or, with your permission, refer you to *Access to Learning*
- talk to your Personal Progress Tutor, or your Head of Department, who will advise and/or will, with your permission, refer you to *Access to Learning*

Will my information be treated as confidential? The Art School respects your right to confidentiality in relation to your disclosure. We will not give out information about your situation or your needs unless you give us permission to do so.

What happens after I have disclosed/ completed registration with Access to Learning? On receipt of the information you have provided, Access to Learning will email you to arrange a meeting in the first few weeks of the term. The meeting will discuss and identify the type and level of assistance required and what the Art School may be able to provide.

There will be a formal assessment following the meeting to confirm arrangements for assistance, if it is required.

There may be another meeting with you to complete a Learning Plan or an Access Plan, depending on your situation. This Plan will set out any specific requirements agreed with you and will be used to ensure that you are provided with the agreed adjustment or support identified.

What should I do if I am planning to apply for Government DSA funding?* Please contact Access to Learning so that we can advise you on making an application. You will need to supply specific information to apply for DSA funding:

- **For a specific learning difference such as dyslexia:**
Evidence in the form of a post-16 diagnostic assessment, in English, from an educational psychologist or suitably qualified specialist teacher
- **If you have a disability:**
Provide a diagnostic assessment from a relevant professional
- **If you have an on-going situation or health condition that impacts upon your access to learning, making, your wellbeing or attendance:**
Provide diagnostic and/or valid documentary evidence of your situation or condition, (such as a letter from your GP or specialist)

Remember not all students are able to apply for DSA funding: Foundation students, International students and students enrolled on Diploma courses are not funded by Student Finance DSA.

***Disabled Student Allowance.** We encourage and assist students with a recognised condition and valid supporting documentation to apply for government funding wherever possible. Students with a valid diagnosis for conditions such as dyslexia, Chronic fatigue syndrome (CFS/ME), depressions, and many others, are recognised as eligible for DSA. Students enrolled on BA or MA courses can apply online at: www.yourdsa.com

Would tutors and technicians need to know about my situation?

Some staff members may need to know about your situation so that they can provide you with the appropriate assistance or support. It may be necessary to inform other tutors of any relevant information regarding your Learning or Access Plan to ensure you receive what you need to engage with the course. Disclosure is discussed and agreed with you in advance.

I have never been diagnosed with a learning difficulty, but feel that I need some extra advice, support or help, what should I do?

Email or visit Access to Learning to discuss your concerns and speak to your Pastoral Tutor for advice.

I need confidential advice that isn't listed above and I would rather discuss it before registering with Access to Learning what should I do?

You don't need to be Registered with Access to Learning to obtain help and advice; email or visit Access to Learning to discuss your concerns.

I have a situation or condition that impacts upon my experience /learning /wellbeing what should I do? We always recommend you share this information with your Pastoral Tutor. Email or visit Access to Learning to discuss your concerns.

How will staff be told about my situation? Where required, staff members will be informed about your needs via the Learning or Access Plan made after your first meeting. We may also e-mail, phone or meet with them, if appropriate. With your permission we might email your tutor and arrange a meeting to discuss your Learning or Access Plan.

What if I don't want anyone to know about my situation? You may choose to keep all information about your situation, condition or Learning or Access Plan entirely confidential so that information cannot be disclosed to any other person. It is your right to do this; but please be aware that the Art School will be restricted in its ability to meet your needs if you do so.

Is there ever a time when disclosure may occur without my permission? In case of an emergency, or if there are concerns about the health, safety and/or the wellbeing of you, another student or student group, our Duty of Care will be observed and this may result in disclosure to an appropriate person.

**Access to Learning
Team**

Head of Access to Learning

Teresita Dennis

access@cglas.ac.uk

Availability

Mondays 09:30-16:30 term time

As well as being the **Head of Access to Learning**, Teresita is a Senior Lecturer on MA Fine Art and a practising artist.

Teresita is trained to support students to access and participate in their education. Working one-to-one with students and with the core teaching, technical and administrative staff, in order to offer practical solutions, advice and strategies for students who declare a need. Teresita will advise on all matters related to or impacting upon the student's ability to access learning and participate in art school work and life and will liaise between individual students and their Departments within the School, to help establish the most supportive infrastructure, to enable the student to manage more

Part Four: Access to Learning, Student Support & Services

effectively, their individual situations in relation to their studies. Teresita can also arrange for assistance/support and adjustments, where appropriate and possible, for students registered with the Access to Learning Department.

The Learning Mentor

Catrina Julliard

access@cglas.ac.uk

Catrina has 15 years' experience in education, working with a range of special educational needs and disabilities; enabling students to access learning, overcome barriers to learning, and achieve their best. Catrina is a qualified Specialist Teacher (dyslexia and literacy difficulties) and understands the impact dyslexia and other learning difficulties can have on self-esteem and achievement at all levels of the educational system. Catrina works with students who need help to meet some of the written requirements of their course, especially those who cannot, for whatever reason, access DSA funding to support their learning.

Specialist Tutors

access@cglas.ac.uk

Students in receipt of DSA funding for one-to-one non-medical support are able to access tutorials, on- or off-site, by arrangement with their DSA designated provider. Occasionally, a student may choose to self-fund this type of specialist support.

Counsellors

access@cglas.ac.uk

The Art School does not have a counselling service for students, though we do publish a list of affordable options in the local area: please see Moodle for further information and other useful links.

Through the provision of placement opportunities for final year trainee therapists from the *Centre for Freudian Research (CFAR)*, there is limited access to on-site counsellors at a very low cost. In spite of being trainees in *Lacanian* methods, all the therapists are highly qualified and experienced in their chosen field. They come into the Art School during the day and some evenings by appointment, to see students in the Art School building during term time, and we have a quiet and private room for the sessions to take place. The service is completely confidential and all the trainees are recommended and supervised by *CFAR*. There is no discussion between Art School staff and the therapists except in a situation where there is serious concern for a student's welfare, in which case Access to Learning will be contacted. It is between the student and the therapist to decide how often they may meet, but students are asked to arrive for their appointment on time and to contact the therapist at least 24 hours before an appointment if they are unable to attend. There is a minimum charge of **£3.00** for each session at the student's discretion, which should be given to the therapist at the start of each session.

Royal Literary Fellow writingfellow@cityandguildsartschool.ac.uk

The Art School is privileged to participate in a scheme with the Royal Literary fund where each year a writer in residence is awarded a placement with the Art School funded by the RLF. They are based at the Art School for two days per week to offer help and advice to students with writing, whether that is essays, applications, letters, project reports or CVs. Please note, the Writing Fellow is not trained to work with students with dyslexia.

Pastoral Tutors

Each student is appointed a Pastoral Tutor at the start of the year. He or she is there to provide you with a contact should you need advice or want to talk about something that is troubling you that is impacting on your studies. Your Pastoral tutor will email you for an initial meeting in the first term and again later in the year. You will have their email address if you need to see them at any point during the year, you may see them regularly, if it helps you.

Personal Progress Tutors

Undergraduate and Postgraduate students are appointed a Personal Progress Tutor at the start of the year, while Foundation students will be allocated theirs on specialisation. Your Personal Progress Tutor provides tutorials on your work and will advise, support and monitor your progress throughout the year. If you are having any difficulties with your work or experience in the Art School you can discuss this with your Personal Progress Tutor and they can advise you.



Payment of fees & other charges

Tuition fees are the Art School's main source of income.

While some of you receive **Student Loans**, **bursaries** or **other financial awards** for part of your fees, you remain responsible for the payment of your fees in full.

All fees are payable on or before the first day of the year. Students cannot be allowed to begin or continue attendance at the Art School if they have unpaid fees. The Art School reserves the right to charge a re-submission fee to cover the cost of representing cheques.

You are fully liable for the timely payment of tuition fees and all other fees associated with your course.

If you are enrolled on the basis of a sponsor it is your responsibility to make sure they make the necessary payments. The Art School reserves the right to charge you directly if the sponsor subsequently fails to pay.

If at any point you have any financial difficulties please discuss the matter immediately with the **Senior Art School Administrator**.

All students must clear their debts before the end of the year.

No student will be assessed while owing funds to the Art School. Without assessment you cannot be awarded your qualification.

Grants, financial awards & hardship

Each year, the Art School provides financial support to students through grants and financial awards.

Student loans

If you are a UK national and studying your first Honours degree

Part Four: Access to Learning, Student Support & Services

with the Art School you are most likely eligible for support from the Student Loan Company (SLC). Student loans can cover maintenance as well as up to £6,150 of your fees.

You can apply for a Postgraduate Loan if you start a full-time or part-time master's degree course, and don't already have a master's degree or higher qualification. This will allow you to borrow up to £10,000 to pay your fees and help with living costs. For further information see www.gov.uk/postgraduate-loan.

Further information on all aspects of student funding is available at: www.gov.uk/browse/education/student-finance and www.sfengland.slc.co.uk

If you are not resident in England please try the following:

- Northern Ireland: www.studentfinancenl.co.uk
- Scotland: www.saas.gov.uk
- Wales: www.studentfinancewales.co.uk

Financial Support for EU students

The Art School is committed to all of our current and prospective students, and we welcome students from the European Union (EU) as well as from across the world.

The Art School values and participates in the European cultural environment and believe that knowledge and practice are not defined by national boundaries. EU students remain eligible for undergraduate and postgraduate financial support in academic year 2019/20.

The government has confirmed that students from the EU will be classified as **International** students from 2020/21.

Prizes

Each year a number of prizes are awarded to outstanding students. These prizes and their values are subject to change and tend to vary from year to year. Prize winners are normally announced at the Foundation Private View in May, when the final grades are posted at the end of June for BA students and in September for MA students.

Council Tax

As a full time student you may be exempt from paying Council Tax; if this is the case, please complete and submit a Council Tax Letter Request form, from the Art School Office.
